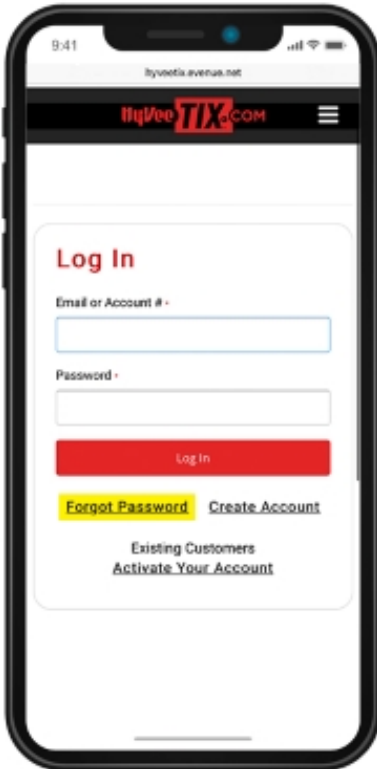


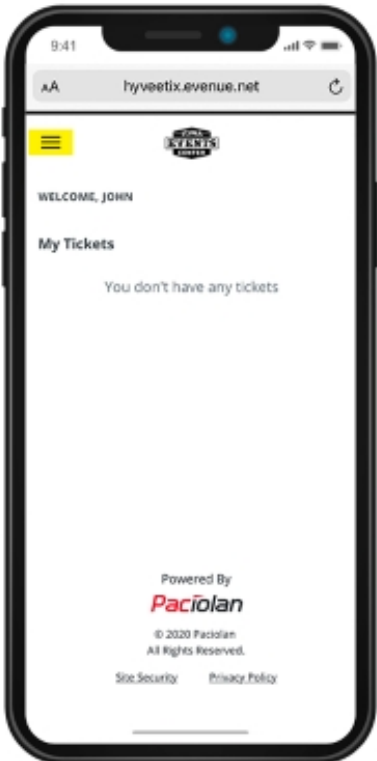
Please use [lowaWild.com/MyAccount](http://lowaWild.com/MyAccount) to access the login screen.



## STEP 1

When you arrive at the login screen, you will need to reset your password. Click the "Forgot Password" link and follow the on-screen instructions. You will receive an email with a unique, temporary password that will automatically prompt you to set your own secure password.

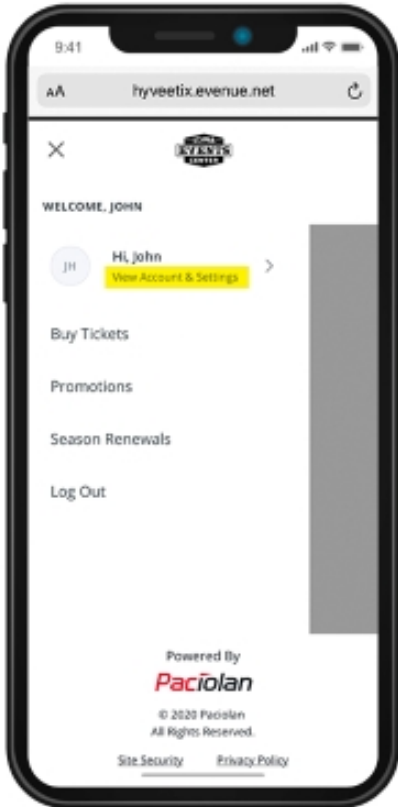
Once you have logged in, please take some time to update your contact information if you've had any recent changes. We will show you how to do so in the following steps.



## STEP 2

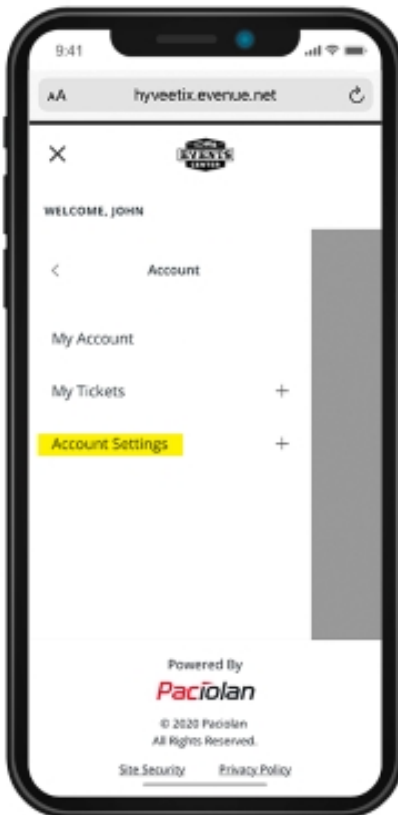
**Mobile users:** After you have reset your password and successfully signed into your account, use the menu icon in the top left corner to access your account information.

**Desktop users:** After you have reset your password and successfully signed into your account, you will be able to view and edit your profile information from your Account page. You may disregard the following steps.



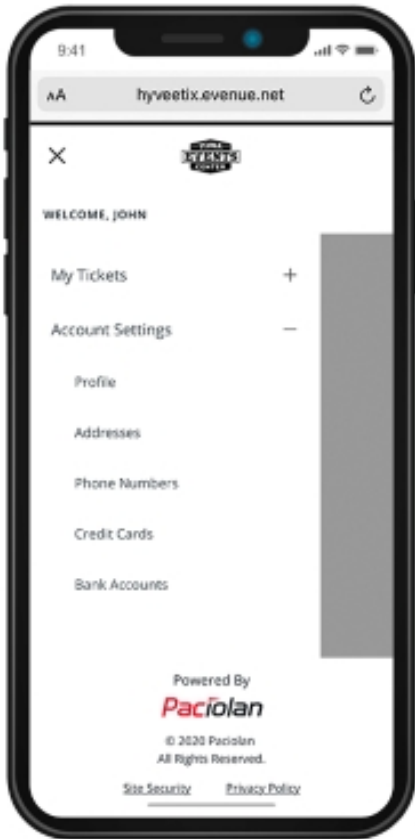
### STEP 3

A side menu will open; please select "View Account & Settings"



### STEP 4

Expand the "Account Settings" tab



## STEP 5

From here, please update your address, phone number, and/or billing information if you have had any recent changes.

And that's it! You are now logged in to your account and ready to start using digital tickets.